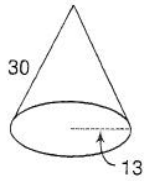


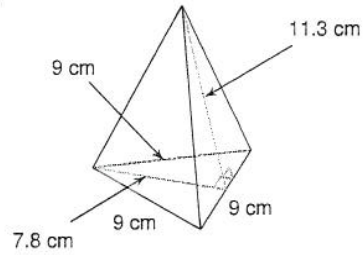
Surface Area of Pyramids and Cones

Find the lateral area and surface area of each figure. Round your answers to the nearest tenth, if necessary. Show ALL work!

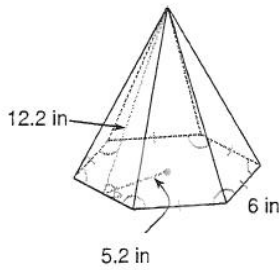
7)



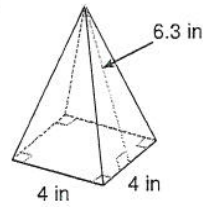
8)



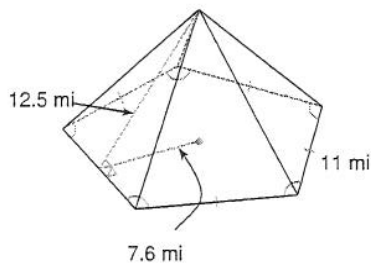
9)



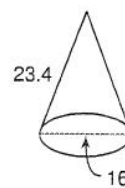
10)



11)



12)



13) A pyramid with slant height 6.8 mi whose triangular base measures 11 mi on each side. Each altitude of the base measures 9.5 mi.

14) A rectangular pyramid measuring 4 in and 9 in along the base, with slant heights of 10.1 in and 9.2 in, respectively.